

















Containermaße

INSIDE L x B x H	DOOR B x H	ROOF L x B	TARE	VOLUME	CAPACITY
	20' STANDARD-CONTAINER				
5,92 x 2,34 x 2,38 m	2,29 x 2,28 m		1.900 kg	33,0 cbm	22.100 kg
	20' OPEN TOP-CONTAINER				
5,92 x 2,34 x 2,29 m	2,29 x 2,25 m	5,42 x 2,22 m	2.177 kg	31,6 cbm	21.823 kg
	20' REEFER-CONTAINER				
5,38 x 2,24 x 2,22 m	2,24 x 2,12 m		3.209 kg	24,1 cbm	17.111 kg
	20' FLATRACK				
5,94 x 2,40 x 2,27 m			2.560 kg		21.440 kg
	20' OPEN SIDE/OPEN-TOP-CONTAINER				
5,93 x 2,32 x 2,26 m	2,29 x 2,16 m	5,35 x 2,12 m	2.755 kg	31,0 cbm	21.225 kg
	40' STANDARD-CONTAINER				
12,06 x 2,35 x 2,38 m	2,29 x 2,28 m		3.107 kg	67,3 cbm	27.373 kg
	40' OPEN TOP-CONTAINER				
12,04 x 2,34 x 2,37 m	2,29 x 2,25 m	11,35 x 2,09 m	4.445 kg	64,0 cbm	26.037 kg
	40' REEFER-CONTAINER				
11,21 x 2,25 x 2,18 m	2,22 x 2,12 m	5,42 x 2,22 m	4.840 kg	49,3 cbm	25.640 kg
	40' FLATRACK				
12,07 x 2,42 x 2,10 m			5.550 kg		25.220 kg
	40' COLLAPSIBLE FLATRACK				
12,18 x 2,23 x 2,10 m	2.148 m		4.500 kg		25.980 kg
	40' ARTIFICIAL TWEENDECK				
12,07 x 2,22 x 0,49 m			5.443 kg		39.000 kg*/125.000 kg**
	20' HANGERTAINER				
5,92 x 2,34 x 2,27 m	2,29 x 2,28 m		2.025 kg	31,4 cbm	21.975 kg
	40' HANGERTAINER				
12,06 x 2,34 x 2,27 m	2,29 x 2,28 m		3.356 kg	64,2 cbm	27.124 kg
	40' HI-CUBE CONTAINER				
12,06 x 2,34 x 2,68 m	2,29 x 2,55 m		3.265 kg	75,8 cbm	27.215 kg

The above details are approximate values. Please contact us if you have questions.

* as a load assistance

** stowed on the vessel